

SUBDIVISION UNDER CONSTRUCTION
UNDEDICATED

PUMP STATION #5

PUMP STATION #1

PUMP STATION #6

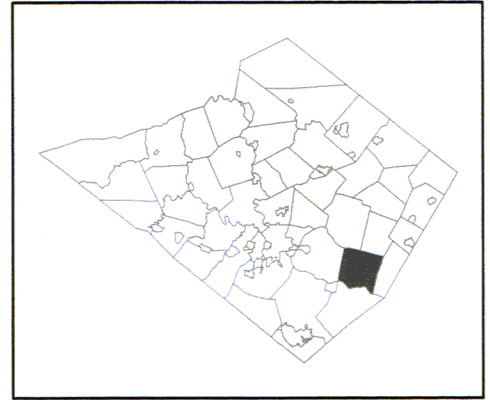
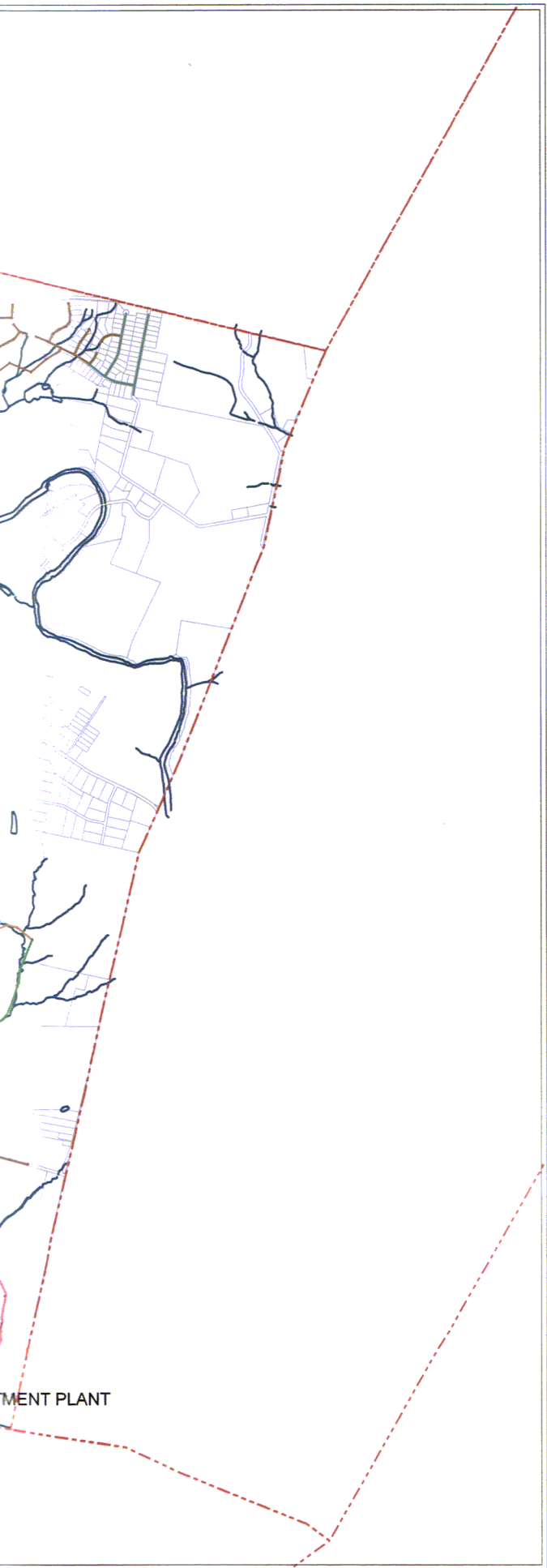
PUMP STATION#3

PUMP STATION#2

WASTEWATER TREATMENT PL

AMITY TOWNSHIP EXISTING FACILITIES

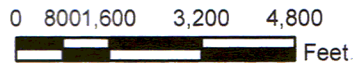
FIGURE 3-2



LOCATION MAP

LEGEND

SEWER MAINS	
18" MAIN	18" MAIN
8" MAIN	20" MAIN
10" MAIN	24" MAIN
12" MAIN	FORCED MAIN
14" MAIN	MAN HOLES
16" MAIN	NOT DEDICATED



TOWNSHIP BOUNDARIES
WATERWAYS
PARCEL LINES



LTL CONSULTANTS, LTD
ENGINEERS & CODE OFFICIALS
PO BOX 241 ONE TOWN CENTRE DRIVE OLEY, PA 19647