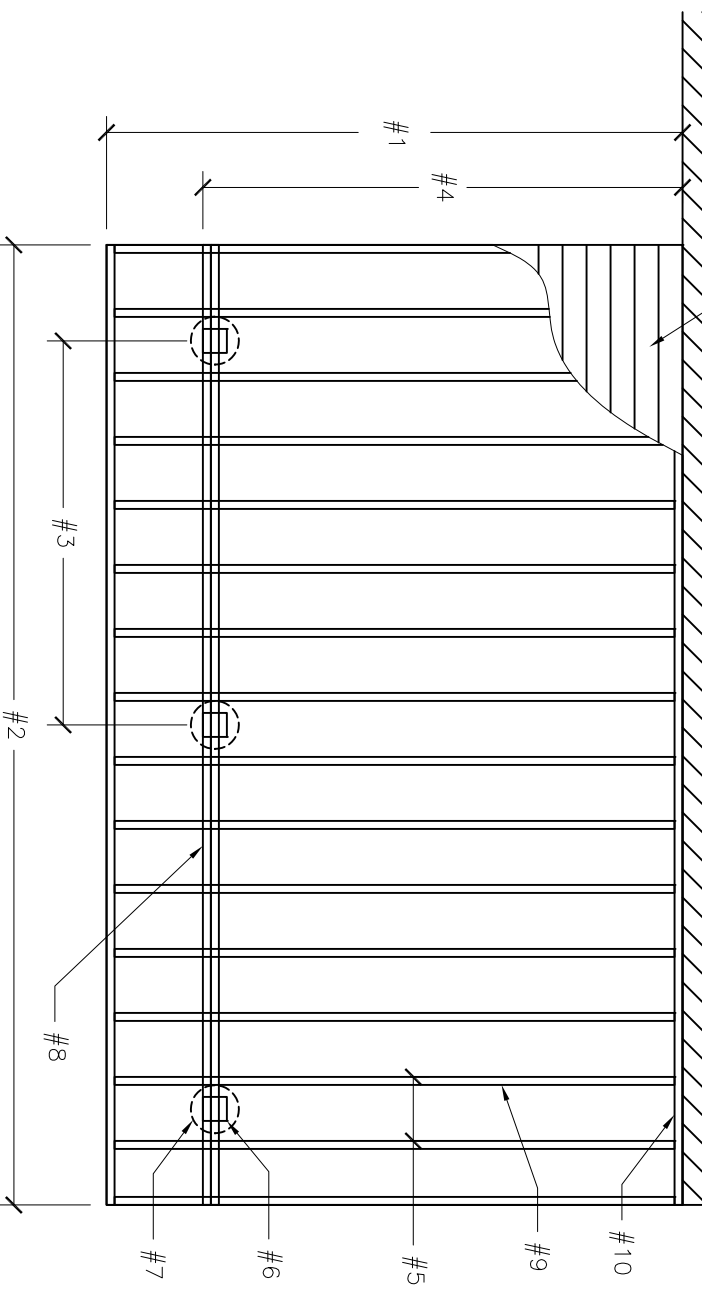
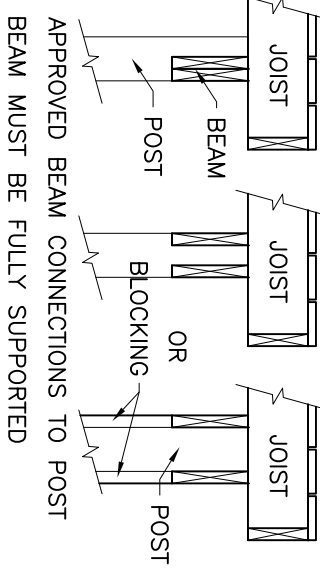


EXISTING STRUCTURE

IF DECK IS SUPPORTED BY STRUCTURE, LEDGER MUST BE SECURED PER IRC SECTION 501.2.2.2



PLAN VIEW

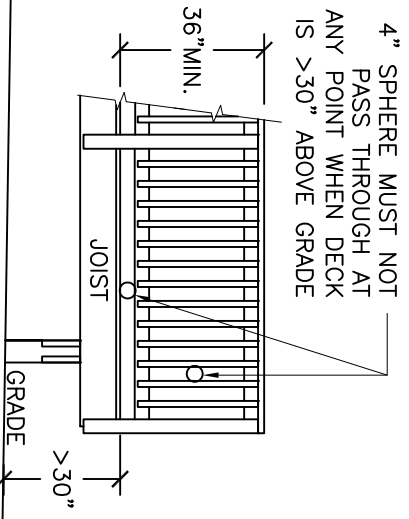


APPROVED BEAM CONNECTIONS TO POST
BEAM MUST BE FULLY SUPPORTED

THE FOLLOWING INFORMATION IS REQUIRED TO BE SUBMITTED WITH A BUILDING PERMIT APPLICATION FOR A WOOD DECK. THIS DRAWING MAY BE SUBSTITUTED WITH OTHER DRAWINGS. IF DECK HAS MULTIPLE DIMENSIONS, PLEASE SHOW CONFIGURATION ON THE PLOT PLAN OR OTHER DRAWING.

- REFER TO CORRESPONDING NUMBERS ON DWG.
- 1 LENGTH _____
 - 2 WIDTH _____
 - 3 DIMENSION BTW POSTS _____ QTY: _____
 - 4 DIMENSION TO BEAM(S) _____
 - 5 JOIST SPACING _____
 - 6 POST SIZE ____" X ____"
 - 7 CONC. FOOTING ____" DIA. X ____" DEEP
 - 8 BEAM SIZE (DBL) ____" X ____"
 - 9 JOIST SIZE ____" X ____"
 - 10 LEDGER BOARD ____" X ____"
 - 11 DECKING BOARDS ____" X ____"

OTHER NOTES OF IMPORTANCE: POSTS MUST BE ANCHORED TO FOOTING TO PREVENT UPLIFT



SAMPLE GUARD DRAWING

APPLICANT: _____
SITE ADDRESS: _____

DRAWING # WD-OI SCALE: 1/4" = 1'-0"